

MQA
2016.01 HF1

MQA 2016_01 Hotfix Release Notes

Notices

© Keysight Technologies, Inc. 1983-2016

1400 Fountaingrove Pkwy., Santa Rosa, CA 95403-1738, United States

All rights reserved.

No part of this documentation may be reproduced in any form or by any means (including electronic storage and retrieval or translation into a foreign language) without prior agreement and written consent from Keysight Technologies, Inc. as governed by United States and international copyright laws.

Restricted Rights Legend

If software is for use in the performance of a U.S. Government prime contract or subcontract, Software is delivered and licensed as "Commercial computer software" as defined in DFAR 252.227-7014 (June 1995), or as a "commercial item" as defined in FAR 2.101(a) or as "Restricted computer software" as defined in FAR 52.227-19 (June 1987) or any equivalent agency regulation or contract clause.

Use, duplication or disclosure of Software is subject to Keysight Technologies' standard commercial license terms, and non-DOD Departments and Agencies of the U.S. Government will receive no greater than Restricted Rights as defined in FAR 52.227-19(c)(1-2) (June 1987). U.S. Government users will receive no greater than Limited Rights as defined in FAR 52.227-14 (June 1987) or DFAR 252.227-7015 (b)(2) (November 1995), as applicable in any technical data.

Portions of this software are licensed by third parties including open source terms and conditions. For detail information on third party licenses, see [Notice](#).

Table of Contents

Version 5

Platform Support 6

Enhancements 7

Issues Fixed 9

Version

710.HF1

Platform Support

Windows and Linux

Enhancements

- Added new Excel template to pre-define constant table for the entire model library.
 - Auto initialize all models in the library.
 - Easy input with Excel template.

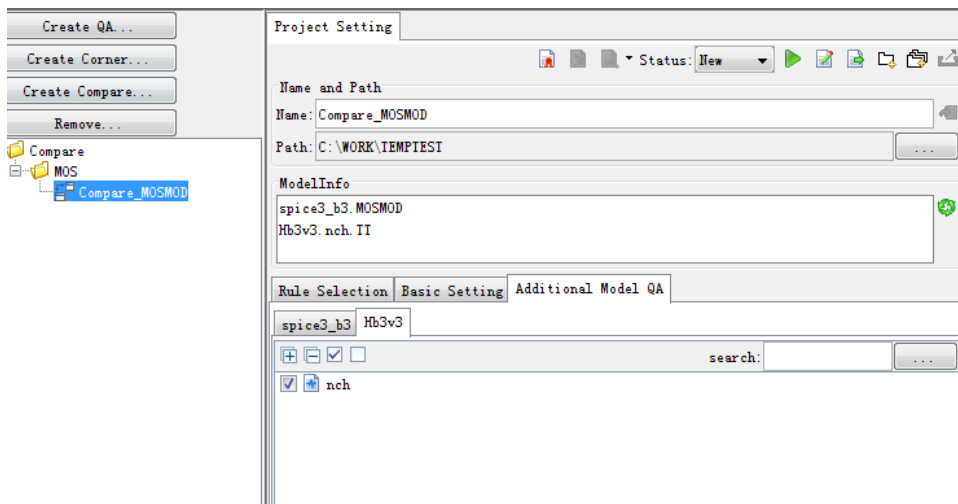
2	Model Name		nch	nch_subckt	pch	mqa_macro	esd
3							
4	Constant	Name	Value	Value	Value	Value	Value
5	Work drain voltage	Vdd (V)	3.3	3.3	-3.3	3.3	3.3
6	Work drain voltage for ioff	Vdd_off (V)	3.63	3.63	-3.63	3.63	3.63
7	Work gate voltage	Vgg (V)	3.3	3.3	-3.3	3.3	3.3
8	Work bulk voltage	Vbb (V)	-3.3	-3.3	3.3	-3.3	-3.3
9	Minimum temperature	Tmin (C)	-40	-40	40	-40	-40
10	Normal temperature	Tnom (C)	25	25	-25	25	25
11	Maximum temperature	Tmax (C)	125	125	-125	125	125
12	Minimum length	G_lmin (um)	1.00E+00	1	-1	1.00E+00	1.00E+00
13	Maximum length	G_lmax (um)	1.00E+01	10	-10	1.00E+01	1.00E+01
14	Minimum width	G_wmin (um)	1.00E+00	1	-1	1.00E+00	1.00E+00
15	Maximum width	G_wmax (um)	1.00E+02	100	-100	1.00E+02	1.00E+02
16	Width adjustment	DeltaW (um)	0	0	0	0	0
17	Length adjustment	DeltaL (um)	0	0	0	0	0
18	Intercept current for Vth calculation	Ic0n (A)	1.00E-07	0.0000001	-0.0000001	0.0000001	0.0000001

mosfet inductor resistor bjt diode capacitor

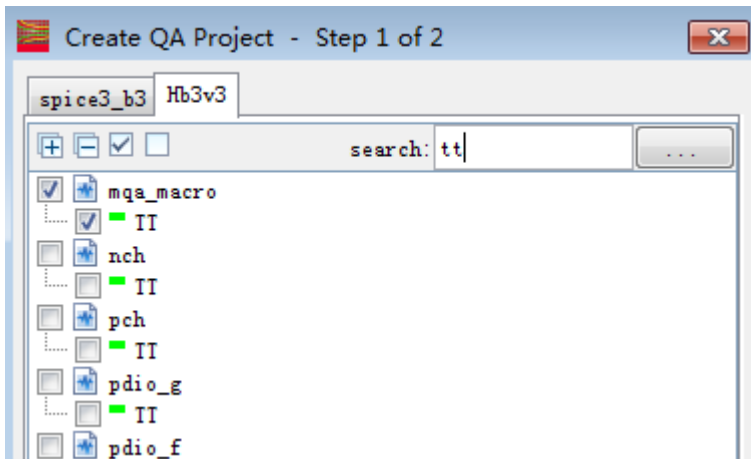
- Added a new tab "Additional Model QA", which is displayed after creating Compare/Corner project. You need to enable the Single Model QA option while applying Compare/Corner QA. You will be able to select model to run single model QA in addition to the existing project.

NOTE

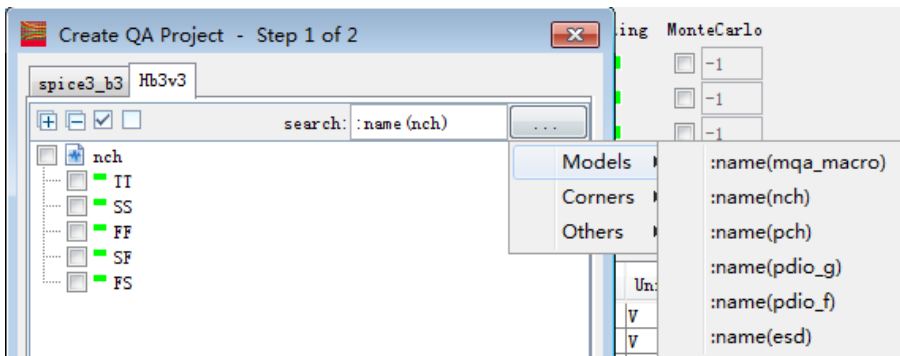
The rule file should include the check function that applies to the single model QA.



- Added the search functionality in the Create Project and Run Project windows.
 - Enter the search term in the search text box.



- The ".." button provides default search types such as Models, Corners, or Others. For Example, “:name(?ch) &&corner(TT*)||corner(SS*)”.



- Enhanced AC Analysis and added the support for:
 - Multiple ports by setting in rule *[option:AcPort=g,d,s,b]*.
 - Complex calculation with basic operators and embedded functions.
For example, $D = \text{CalComplex}("S11*S22-S12*S21")$, $D_{\text{mod}} = \text{CalComple}("mod(D)")$.
 - Matrix calculation with basic operators and embedded functions.
For example, $Z = \text{CalMatrix}("50*(eye(1)+S)*inv(eye(1)-S)")$, $A = \text{CalComplex}("Z11/Z21")$.
- Enhanced to support additional sweep variable for accuracy check.
Added the “Trimsimu=all” option to compare functions and cut off useless simulation points and make sure every simulation data have mapped measurement point.
For example, *[Compare:11:Comp Sid:CompPlot(p,x,y1,"trimsimu=all","@PlotInfo XSCALE=LOG YSCALE=LOG "): error:no check]*.

Issues Fixed

Fixed the following issues where:

- The aglacclk.exe daemon remains after closing MQA.
- Y label appears twice when set Y label name.
- Ellipse plot for 9 corners doesn't work correctly.
- modeldiff command results in duplicate information.
- X axial number display is incorrect under log scale.